



Designation: C173/C173M – 23

Standard Test Method for Air Content of Freshly Mixed Concrete by the Volumetric Method¹

This standard is issued under the fixed designation C173/C173M; the number immediately following the designation indicates the year of original adoption or, in the case of revision, the year of last revision. A number in parentheses indicates the year of last reapproval. A superscript epsilon (ϵ) indicates an editorial change since the last revision or reapproval.

This standard has been approved for use by agencies of the U.S. Department of Defense.

1. Scope*

1.1 This test method covers determination of the air content of freshly mixed concrete containing any type of aggregate, whether it be dense, cellular, or lightweight.

1.2 The values stated in either SI units or inch-pound units are to be regarded separately as standard. The inch-pound units are shown in brackets. The values stated in each system may not be exact equivalents; therefore, each system shall be used independently of the other. Combining values from the two systems may result in non-conformance with the standard.

1.3 The text of this standard references notes and footnotes that provide explanatory information. These notes and footnotes (excluding those in tables and figures) shall not be considered as requirements of this standard.

1.4 *This standard does not purport to address all of the safety concerns, if any, associated with its use. It is the responsibility of the user of this standard to establish appropriate safety, health, and environmental practices and determine the applicability of regulatory limitations prior to use. (Warning—Fresh hydraulic cementitious mixtures are caustic and may cause chemical burns to skin and tissue upon prolonged exposure.²)*

1.5 *This international standard was developed in accordance with internationally recognized principles on standardization established in the Decision on Principles for the Development of International Standards, Guides and Recommendations issued by the World Trade Organization Technical Barriers to Trade (TBT) Committee.*

¹ This test method is under the jurisdiction of ASTM Committee C09 on Concrete and Concrete Aggregates and is the direct responsibility of Subcommittee C09.60 on Testing Fresh Concrete.

Current edition approved Sept. 1, 2023. Published October 2023. Originally approved in 1942. Last previous edition approved in 2016 as C173/C173M – 16. DOI: 10.1520/C0173_C0173M-23.

² Section on Safety Precautions, Manual of Aggregate and Concrete Testing, *Annual Book of ASTM Standards*, Vol 04.02.

2. Referenced Documents

2.1 ASTM Standards:³

C29/C29M Test Method for Bulk Density (“Unit Weight”) and Voids in Aggregate

C31/C31M Practice for Making and Curing Concrete Test Specimens in the Field

C125 Terminology Relating to Concrete and Concrete Aggregates

C138/C138M Test Method for Density (Unit Weight), Yield, and Air Content (Gravimetric) of Concrete

C143/C143M Test Method for Slump of Hydraulic-Cement Concrete

C172 Practice for Sampling Freshly Mixed Concrete

C173/C173M Test Method for Air Content of Freshly Mixed Concrete by the Volumetric Method

C231 Test Method for Air Content of Freshly Mixed Concrete by the Pressure Method

C670 Practice for Preparing Precision and Bias Statements for Test Methods for Construction Materials

C1064/C1064M Test Method for Temperature of Freshly Mixed Hydraulic-Cement Concrete

3. Terminology

3.1 For definitions of the terms used in this test method, refer to Terminology C125.

4. Significance and Use

4.1 This test method covers the determination of the air content of freshly mixed concrete. It measures the air contained in the mortar fraction of the concrete, but is not affected by air that may be present inside porous aggregate particles.

³ For referenced ASTM standards, visit the ASTM website, www.astm.org, or contact ASTM Customer Service at service@astm.org. For *Annual Book of ASTM Standards* volume information, refer to the standard’s Document Summary page on the ASTM website.

*A Summary of Changes section appears at the end of this standard

4.1.1 Therefore, this is the appropriate test to determine the air content of concretes containing lightweight aggregates, air-cooled slag, and highly porous or vesicular natural aggregates.

4.2 This test method requires the addition of sufficient isopropyl alcohol, when the meter is initially being filled with water, so that after the first or subsequent rollings little or no foam collects in the neck of the top section of the meter. If more foam is present than that equivalent to 2 % air above the water level, the test is declared invalid and must be repeated using a larger quantity of alcohol. Addition of alcohol to dispel foam any time after the initial filling of the meter to the zero mark is not permitted.

4.3 The air content of hardened concrete may be either higher or lower than that determined by this test method. This depends upon the methods and amounts of consolidation effort applied to the concrete from which the hardened concrete specimen is taken; uniformity and stability of the air bubbles in the fresh and hardened concrete; accuracy of the microscopic examination, if used; time of comparison; environmental exposure; stage in the delivery, placement and consolidation processes at which the air content of the unhardened concrete is determined, that is, before or after the concrete goes through a pump; and other factors.

5. Apparatus

5.1 *Air Meter*—An air meter consisting of a measuring bowl and a top section (Fig. 1) conforming to the following requirements:

5.1.1 The measuring bowl and top sections shall be of sufficient thickness and rigidity to withstand rough field use. The material shall not be attacked by high pH cement paste, deform when stored at high temperatures in closed spaces, or become brittle or crack at low temperatures. A watertight seal must be obtained when the top section is attached to the measuring bowl.

5.1.2 *Measuring Bowl*—The measuring bowl shall have a diameter equal to 1 to 1.25 times the height and be constructed with a flange at or near the top surface. Measuring bowls shall not have a capacity of less than 2.0 L [0.075 ft³].

5.1.3 *Top Section*—The top section shall have a capacity at least 20 % larger than the measuring bowl and shall be equipped with a flexible gasket and a device to attach the top section to the measuring bowl. The top section shall be equipped with a transparent scale, graduated in increments not greater than 0.5 % from 0 at the top to 9 %, or more, of the volume of the measuring bowl. Graduations shall be accurate to ±0.1 % by volume of the measuring bowl. The upper end of the neck shall have a watertight cap that will maintain a watertight seal when the meter is inverted and rolled.

5.2 *Funnel*—A funnel with a spout of a size permitting it to be inserted through the neck of the top section and long enough to extend to a point just above the bottom of the top section. The discharge end of the spout shall be so constructed that when water is added to the container there will be a minimum disturbance of the concrete.

5.3 *Tamping Rod*—A round, smooth, straight steel, high-density polyethylene, or other plastic rod of equal or greater

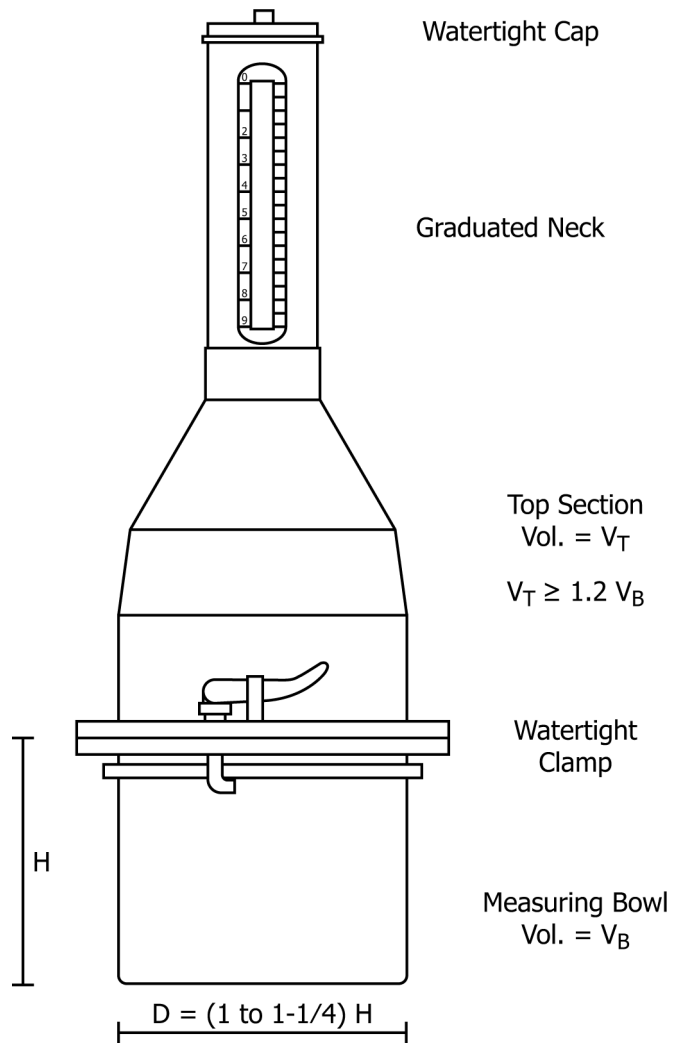


FIG. 1 Apparatus for Measuring Air Content of Fresh Concrete by Volumetric Method (a) Brass Meter

abrasion resistance with a 16 mm [$\frac{5}{8}$ in.] ± 2 mm [$\frac{1}{16}$ in.] diameter. The length of the tamping rod shall be at least 100 mm [4 in.] greater than the depth of the measuring bowl in which rodding is being performed, but not greater than 600 mm [24 in.] in overall length (Note 1). The rod shall have the tamping end or both ends rounded to a hemispherical tip of the same diameter as the rod.

NOTE 1—A rod length of 400 mm [16 in.] to 600 mm [24 in.] meets the requirements of the following: Practice C31/C31M, Test Method C138/C138M, Test Method C143/C143M, Test Method C173/C173M, and Test Method C231.

5.4 *Strike-off Bar*—A flat, straight steel bar at least 3 mm by 20 mm by 300 mm [$\frac{1}{8}$ in. by $\frac{3}{4}$ in. by 12 in.] or a flat, straight high-density polyethylene bar, or other plastic of equal or greater abrasion resistance, at least 6 mm by 20 mm by 300 mm [$\frac{1}{4}$ in. by $\frac{3}{4}$ in. by 12 in.].

5.5 *Calibrated Cup*—A metal or plastic cup either having a capacity of or being graduated in increments equal to 1.00 % ± 0.04 % of the volume of the measuring bowl of the air meter.

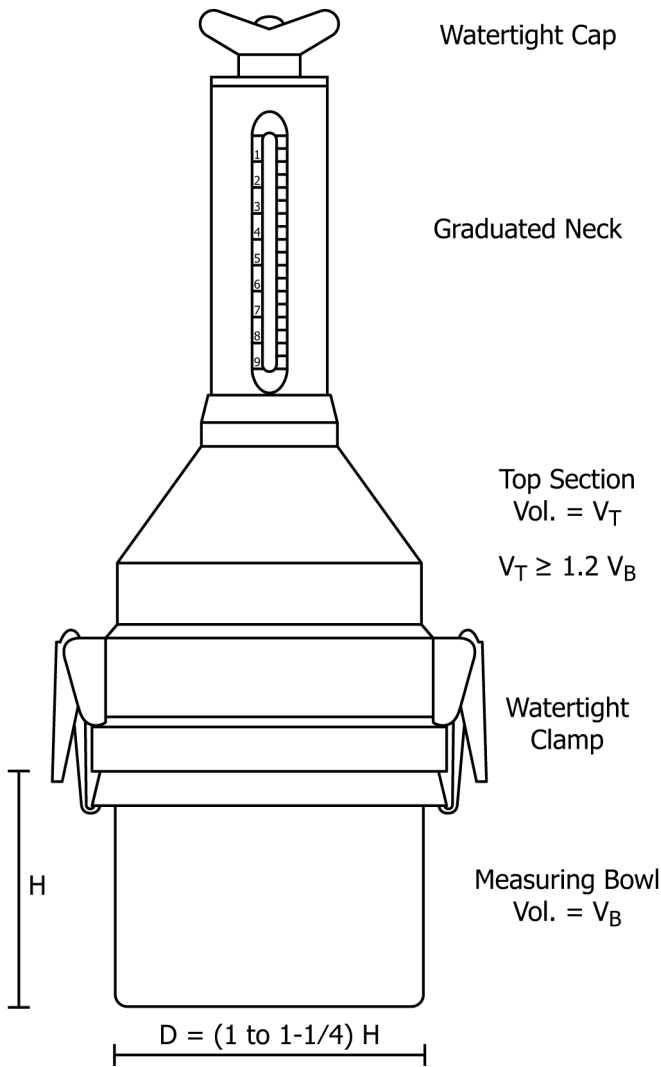


FIG. 1 Apparatus for Measuring Air Content of Fresh Concrete by Volumetric Method (b) Aluminum Meter (continued)

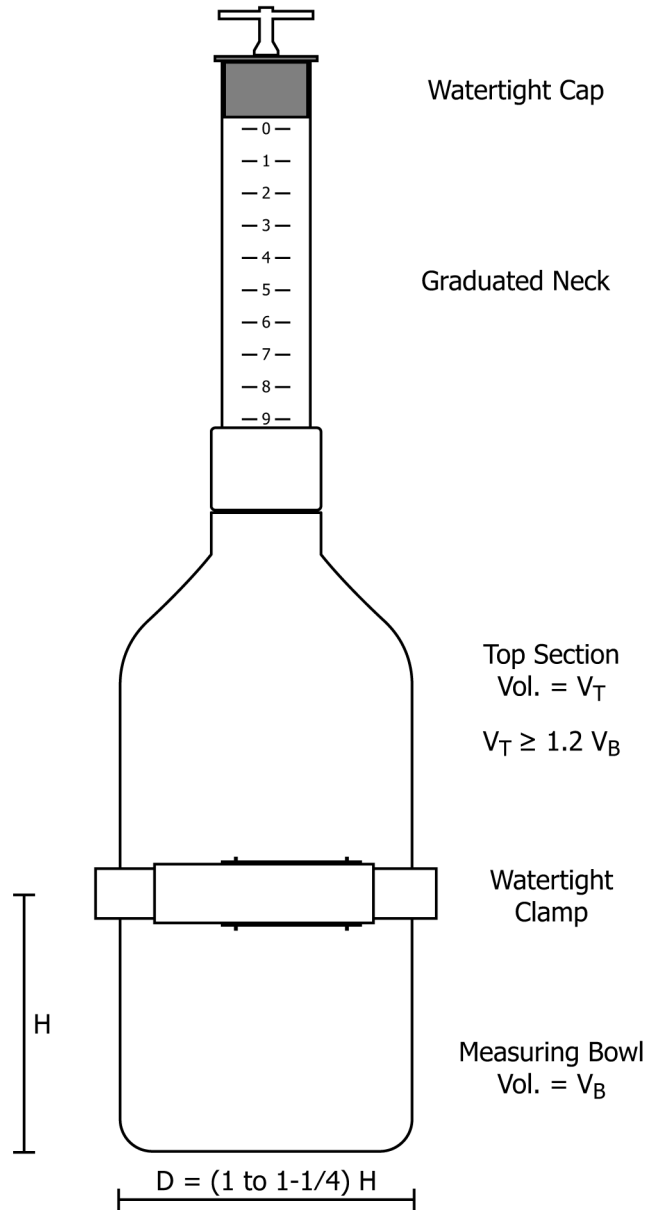


FIG. 1 Apparatus for Measuring Air Content of Fresh Concrete by Volumetric Method (c) High Density Plastic Meter (continued)

The calibrated cup is only to be used to add water when the concrete air content exceeds 9 % or the calibrated range of the meter.

5.6 *Measuring Vessel for Isopropyl Alcohol*—A vessel with a minimum capacity of at least 500 mL [1 pt] with graduations not larger than 100 mL [4 oz] for measuring a quantity of isopropyl alcohol.

5.7 *Syringe*—A rubber syringe having a capacity of at least 50 mL [2 oz].

5.8 *Pouring Vessel for Water*—A container of approximately 1 L [1 qt] capacity.

5.9 *Scoop* of a size large enough so each amount of concrete obtained from the sampling receptacle is representative and small enough so it is not spilled during placement in the measuring bowl.

5.10 *Isopropyl Alcohol*—Use 70 % by volume isopropyl alcohol (approximately 65 % by weight) (Note 2). Other foam-dispersing agents are permitted if tests demonstrate that

the use of the agent does not change the indicated air content, in the amounts being used, by more than 0.1 % or if correction factors are developed similar to those in Table 1. When other

TABLE 1 Correction for the Effect of Isopropyl Alcohol on C173/C173M Air Meter Reading

70 % Isopropyl Alcohol Used			
Pints	Fluid Ounces	Litres	Correction, % ^A
≤ 2.0	≤ 32	≤ 1.0	0.0 ^B
3.0	48	1.5	0.25
4.0	64	2.0	0.50
5.0	80	2.5	0.75

^A Subtract from final meter reading.

^B Corrections are applied only when 1.25 L [2.5 pt] or more of isopropyl alcohol is used. The values given are for air meters that have a measuring bowl volume of 2.1 L [0.075 ft³] and a top section that is 1.2 times the volume of the measuring bowl.